



**1.20” (30.60mm) Φ3.00mm 5\*7 Single Color Dot Matrix Displays**

**Features:**

- \*High segment intensity
- \*Wide viewing angle
- \*Range of colours
- \*Black face White segment
- \*Rohs compliant

**Available option:**

- \*Alternative face and segment colour
- \*Alternative font
- \*Cropped terminal pins
- \*Available emitting colour
- \*Low current version

**Electro/Optical Characteristics If=20mA Ta=25°C**

Part Number Row Cathode Column Anode	Part Number Row Anode Column Cathode	Emitting Colors	Peak Wavelength	Forward Voltage Vf		Luminous Intensity Iv	
				Typical	Max.	Min.	Typical
NFM-12571AS-11	NFM-12571BS-11	GaAlAs/GaAs Hi-Red	660	1.85	2.20	280.0	420.0
Units			nm	V		mcd	

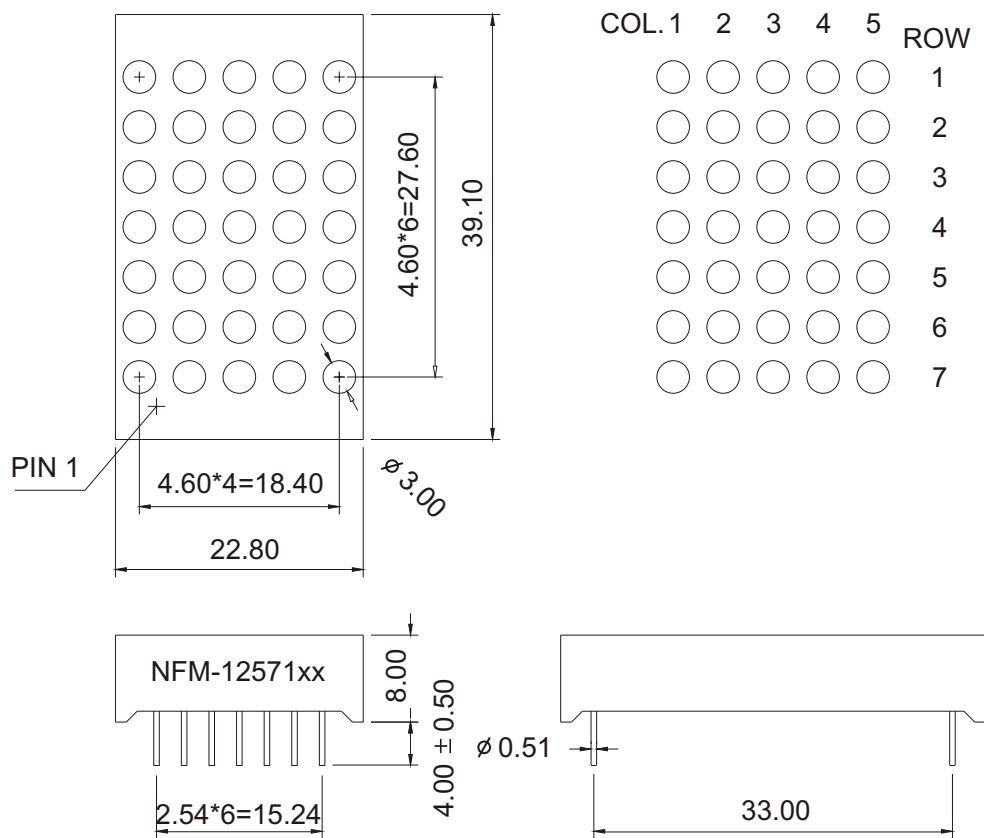
**Maximum Ratings Ta=25°C (Derate above 25°C)**

Characteristic	Condition	Symbol	Hi-Red					Units
Pulse Forward Current	0.1 duty cycle 0.1ms Pulse width	I <sub>FP</sub>	150					mA
DC Forward Current		I <sub>F</sub>	25					mA
Reverse Current	V <sub>r</sub> =5V	I <sub>R</sub>	20					μA
Power Dissipature		P <sub>D</sub>	60*35					mW
Operating Temperature		T <sub>OPR</sub>				-40 to +80		°C
Storage Temperature		T <sub>TSG</sub>				-40 to +85		°C
Lead soldering temperature	1.60mm from body maximum 3 seconds					260		°C



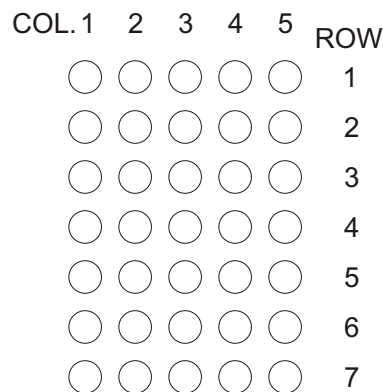
1.20" (30.60mm)  $\Phi$  3.00mm 5\*7 Single Color Dot Matrix Displays

PACKAGE DIMENSION

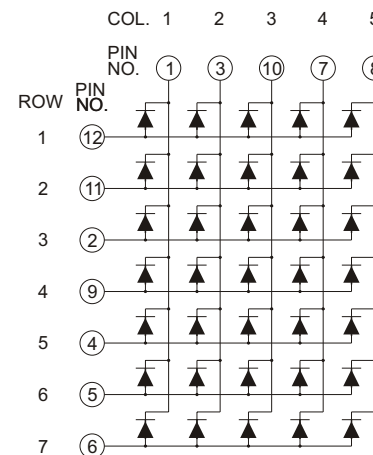
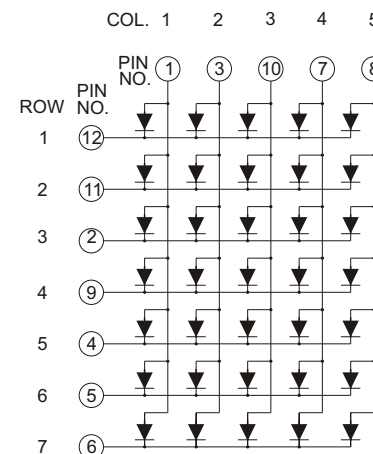


Tolerance  $\pm 0.25$ mm unless stated

INTERNAL CIRCUIT DIAGRAM



Row Cathode  
Column Anode  
NFM-12571Ax



Row Anode  
Column Cathode  
NFM-12571Bx