



1.20" (42.00mm) 4.00*4.00mm Square Dot 5*7 Single Color Dot Matrix Displays

Features:

- *High dot intensity
- *Wide viewing angle
- *Range of colors
- *Black face white dot
- *RoHS compliant

Available option:

- *Alternative face and dot color
- *Cropped terminal pins
- *Available emitting colour
- *Low current version

Electro/Optical Characteristics If=20mA Ta=25°C

Part Number Row Cathode Column Anode	Part Number Row Anode Column Cathode	Emitting Color	Peak Wavelength	Forward Voltage V _F /Dot		Luminous Intensity I _v /Dot	
				Typ.	Max.	Min.	Typ.
NFM-12573AH-11	NFM-12573BH-11	GaP/GaP Red	700	2.25	2.50	0.40	0.80
NFM-12573AS-11	NFM-12573BS-11	GaAlAs/GaAs SH Hi-Red	660	1.80	2.20	8.00	12.00
NFM-12573AD-11	NFM-12573BD-11	GaAlAs/GaAs DH Super Red	660	1.80	2.20	22.00	28.00
NFM-12573AE-11	NFM-12573BE-11	GaAsP/GaP Orange	632	2.10	2.50	8.00	12.00
NFM-12573AY-11	NFM-12573BY-11	GaAsP/GaP Yellow	585	2.10	2.50	4.00	7.00
NFM-12573AG-11	NFM-12573BG-11	GaP/GaP Green	568	2.20	2.50	7.00	11.00
Units			nm	V		mcd	

Maximum Ratings Ta=25°C (Derate above 25°C)

Characteristic	Test Condition	Symbol	H	S	D	E	Y	G	Units
Pulse Forward Current Per Dot	1/10 duty cycle 0.1ms Pulse width	I _{FP}	50	100	100	100	100	100	mA
DC Forward Current Per Dot		I _F	15	25	25	30	30	30	mA
Reverse Current Per Dot	V _R =5V	I _R	10	10	10	10	10	10	μA
Power Dissipation		P _D	40*35	60*35	60*35	80*35	80*35	80*35	mW
Operating Temperature		T _{OPR}	-40 to +80						°C
Storage Temperature		T _{TSG}	-40 to +85						°C
Lead soldering temperature	1.60mm from body maximum 3 seconds		260						°C

Checked

Chen N.H.

Approved

Jason Chen

Date


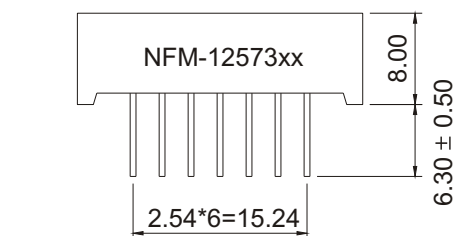
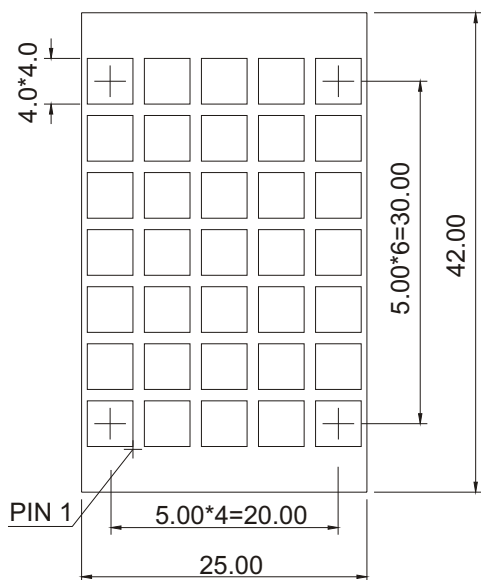
May/10/2007

PAGE 1 / 2



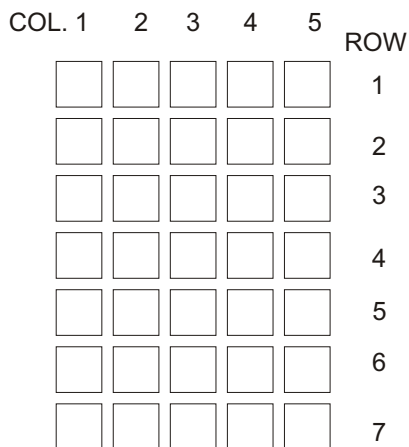
1.20" (42.00mm) 4.00*4.00mm Square Dot 5*7 Single Color Dot Matrix Displays

PACKAGE DIMENSION

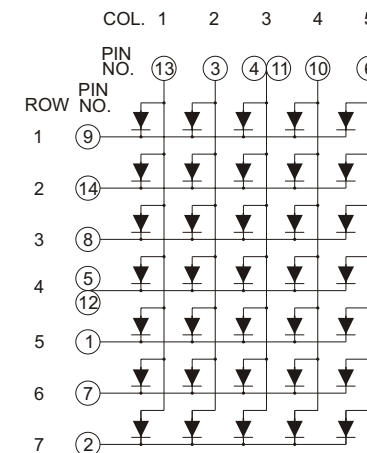


Tolerance $\pm 0.25\text{mm}$ unless stated

INTERNAL CIRCUIT DIAGRAM



Row Cathode
Column Anode
NFM-12573Ax



Row Anode
Column Cathode
NFM-12573Bx

