



0.28"(7.00mm)Single Digit 7 Segment Display

Features:

- *Ultra segment intensity
- *Wide viewing angle
- *Range of colours
- *Gray face White segment
- *Rohs compliant

Available option:

- *Alternative face and segment colour
- *Alternative font
- *Cropped terminal pins
- *Available emitting colour
- *Low current version

Electro/Optical Characteristics If=20mA Ta=25°C

Part Number Common Cathode	Part Number Common Anode	Emitting Colors	Peak Wavelength	Forward Voltage VF/Seg.		Luminous Intensity Iv/seg.	
				Typ.	Max.	Min.	Typ.
NFD-2811AUR-21	NFD-2811BUR-21	GaAlAs/GaAs DDH Ultra Red	660	1.90	2.50	30.00	50.00
NFD-2811AUE-21	NFD-2811BUE-21	AlGaInP/GaAs Ultra Orange	632	2.00	2.50	40.00	60.00
NFD-2811AYO-21	NFD-2811BYO-21	AlGaInP/GaAs Ultra Amber	605	2.00	2.50	40.00	60.00
NFD-2811AUY-21	NFD-2811BUY-21	AlGaInP/GaAs Ultra Yellow	590	2.00	2.50	40.00	60.00
NFD-2811AUG-21	NFD-2811BUG-21	AlGaInP/GaAs Ultra Green	574	2.10	2.50	25.00	40.00
NFD-2811APG-21	NFD-2811BPG-21	InGaN/SiC Pure Green	525	3.50	4.00	50.00	80.00
NFD-2811AUB-21	NFD-2811BUB-21	InGaN/SiC Ultra Blue	470	3.50	4.00	40.00	60.00
NFD-2811AUW-21	NFD-2811BUW-21	InGaN/SiC Ultra White	X-0.31/Y-0.31	3.50	4.00	40.00	60.00
Units			nm	V		mcd	

Maximum Ratings Ta=25°C (Derate above 25°C)

Characteristic	Test Condition	Symbol	UR	UE	YO	UY	UG	PG	UB	UW	Units
Pulse Forward Current Per Seg.	1/10 duty cycle 0.1ms Pulse width	I _{FP}	100	100	100	100	100	100	100	100	mA
DC Forward Current Per Seg.		I _F	25	30	30	30	30	30	30	30	mA
Reverse Current Per Seg.	V _r =5V	I _R	10	10	10	10	10	10	10	10	μA
Power Dissipature		P _D	60*8	65*8	65*8	65*8	75*8	110*8	120*8	120*8	mW
Operating Temperature		T _{OPR}	-40 to +80								°C
Storage Temperature		T _{TSG}	-40 to +85								°C
Lead soldering temperature	1.60mm from body maximum 3 seconds		260								°C

Checked

Chen N.H.

Approved

Jason Chen

Date

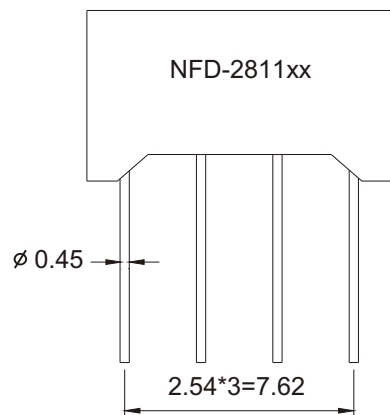
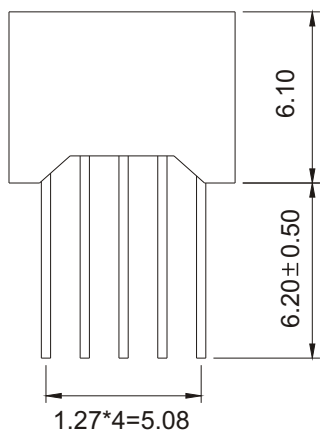
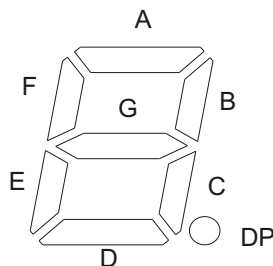
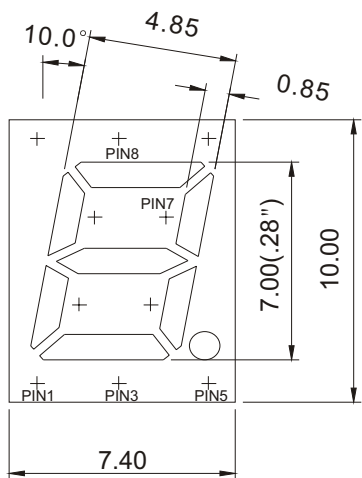
2006/12/14

PAGE 1 / 2



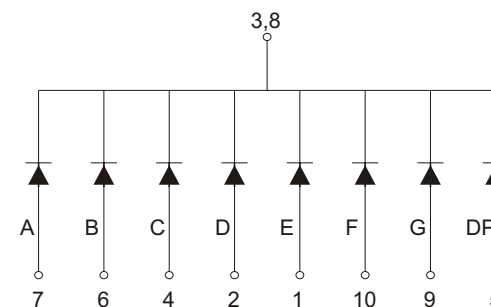
0.28"(7.00mm)Single Digit 7 Segment Display

PACKAGE DIMENSION

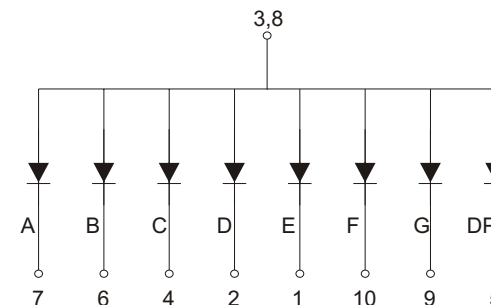


INTERNAL CIRCUIT DIAGRAM

Common Cathode
NFD-2811Ax



Common Anode
NFD-2811Bx



Tolerance $\pm 0.25\text{mm}$ unless stated

Checked

Chen N.H.

Approved

Jason Chen

Date

2006/12/14

PAGE 2 / 2